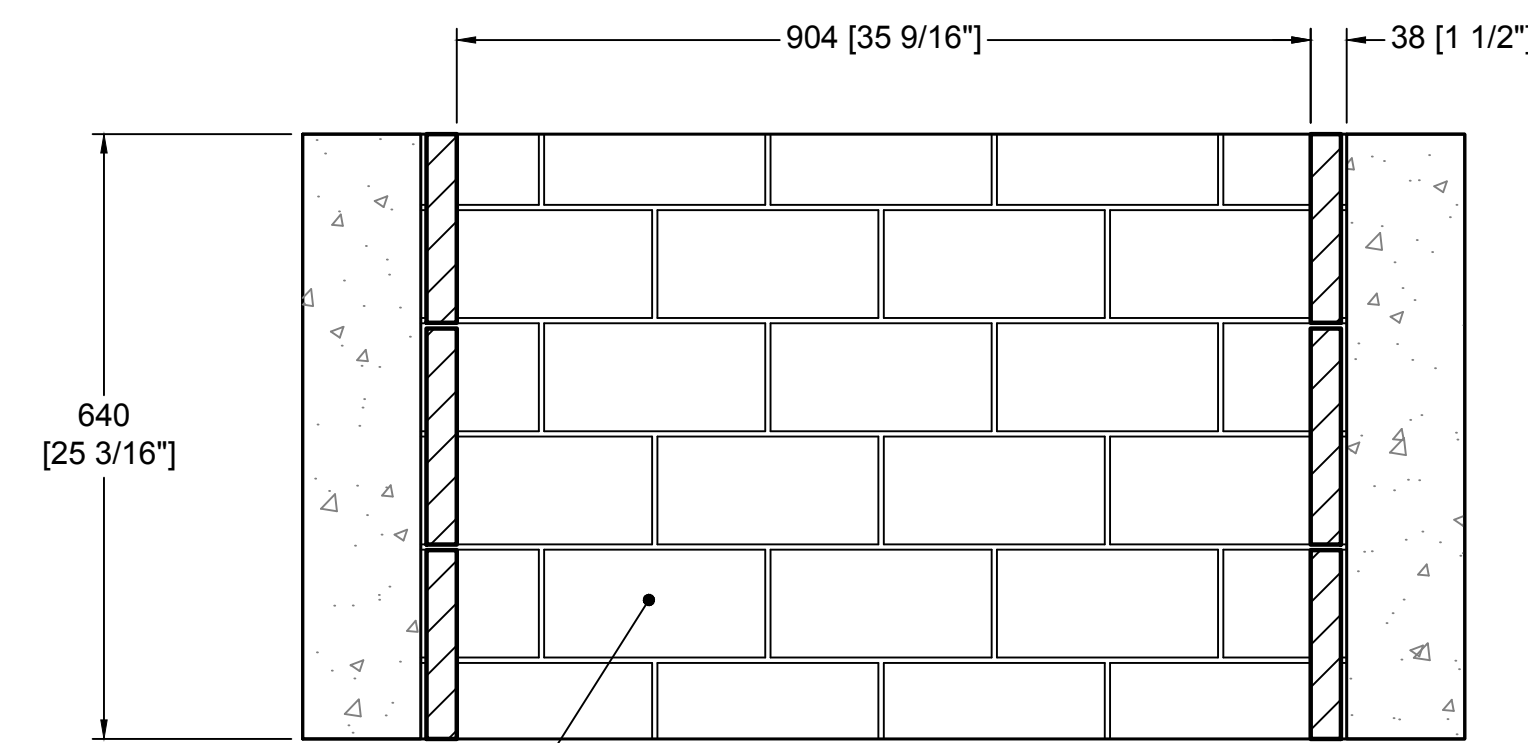
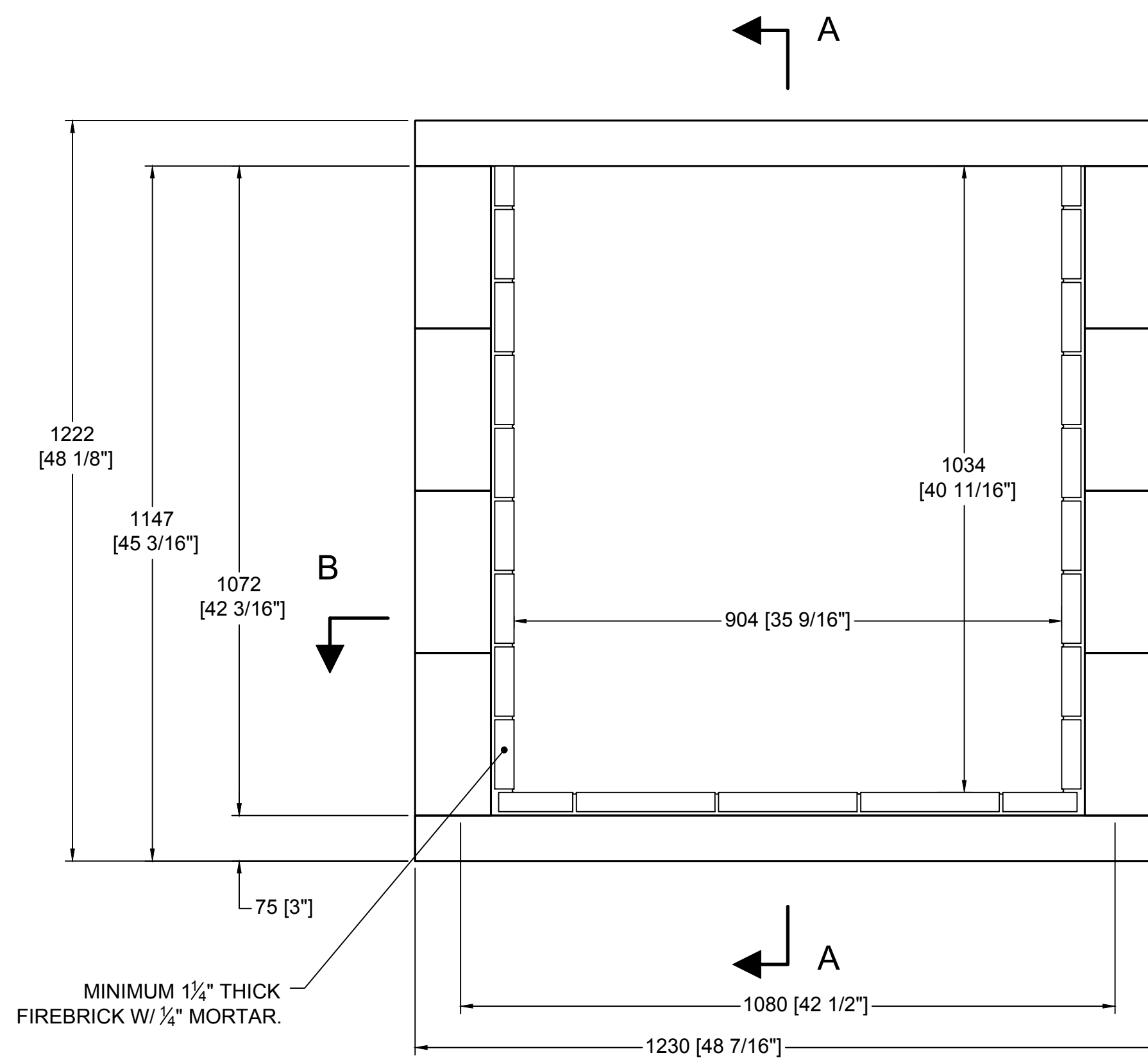


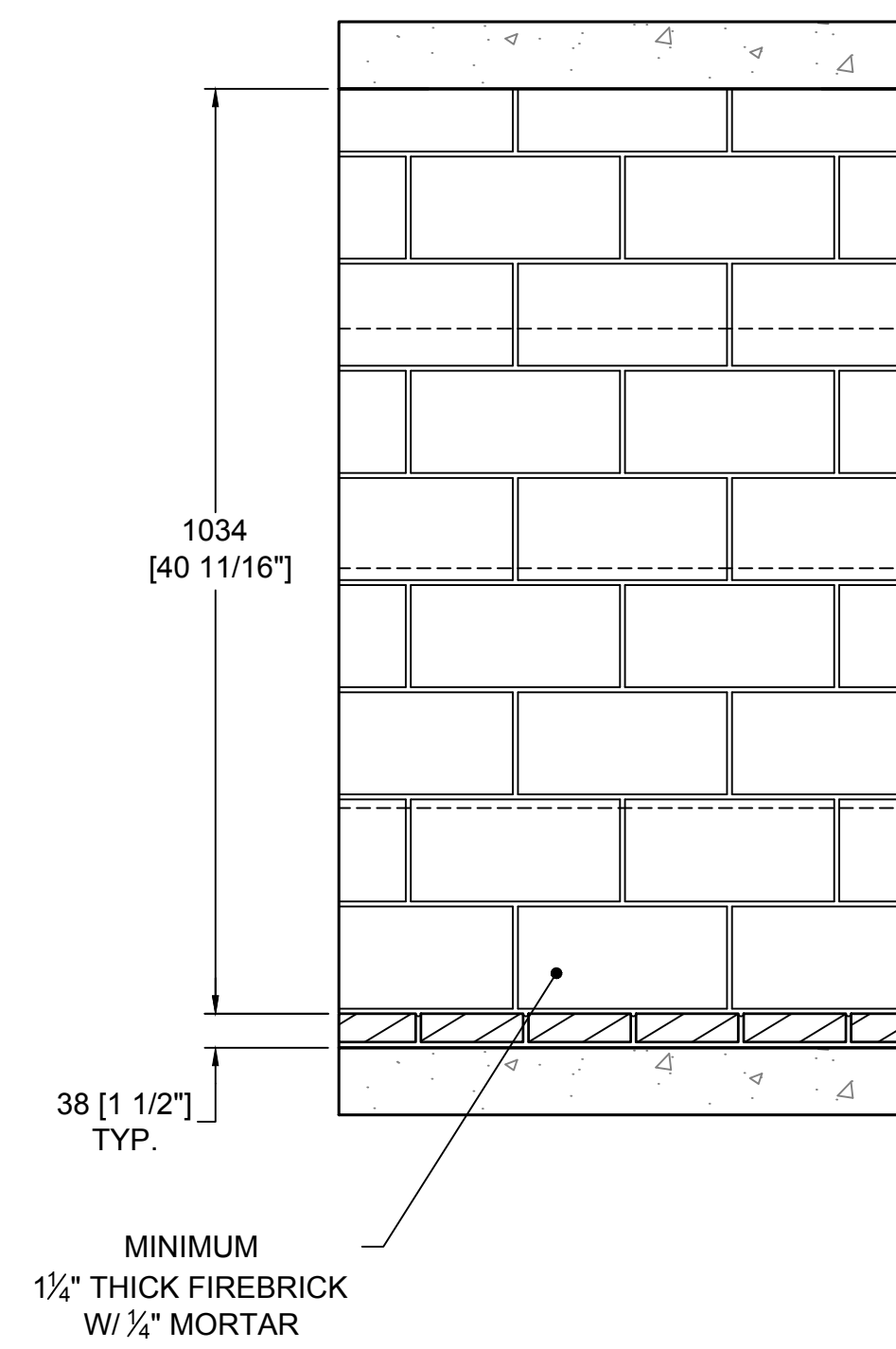
TOP VIEW



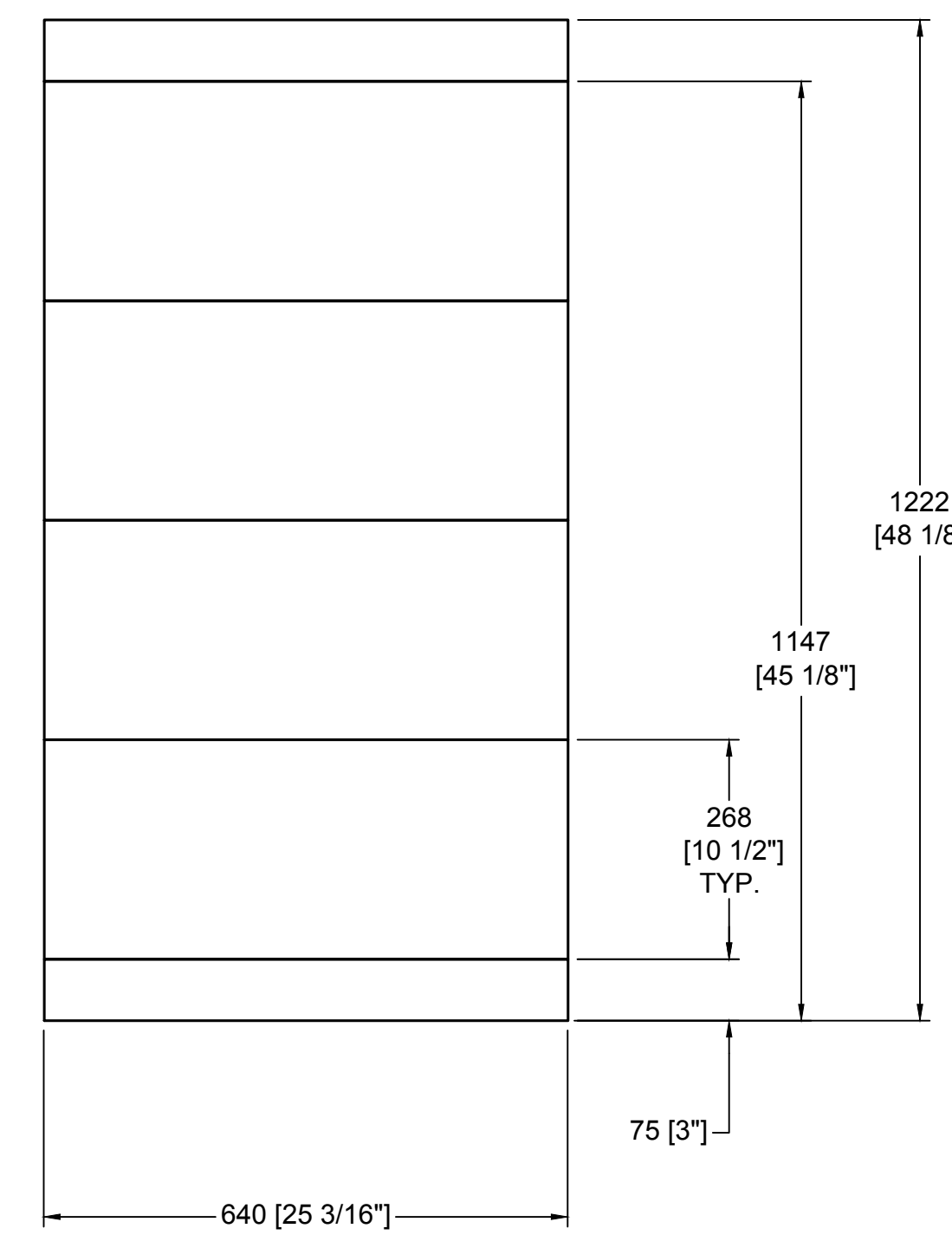
SECTION B-B
HORIZONTAL FIREBRICK DETAIL



FRONT VIEW



SECTION A-A
VERTICAL FIREBRICK DETAIL

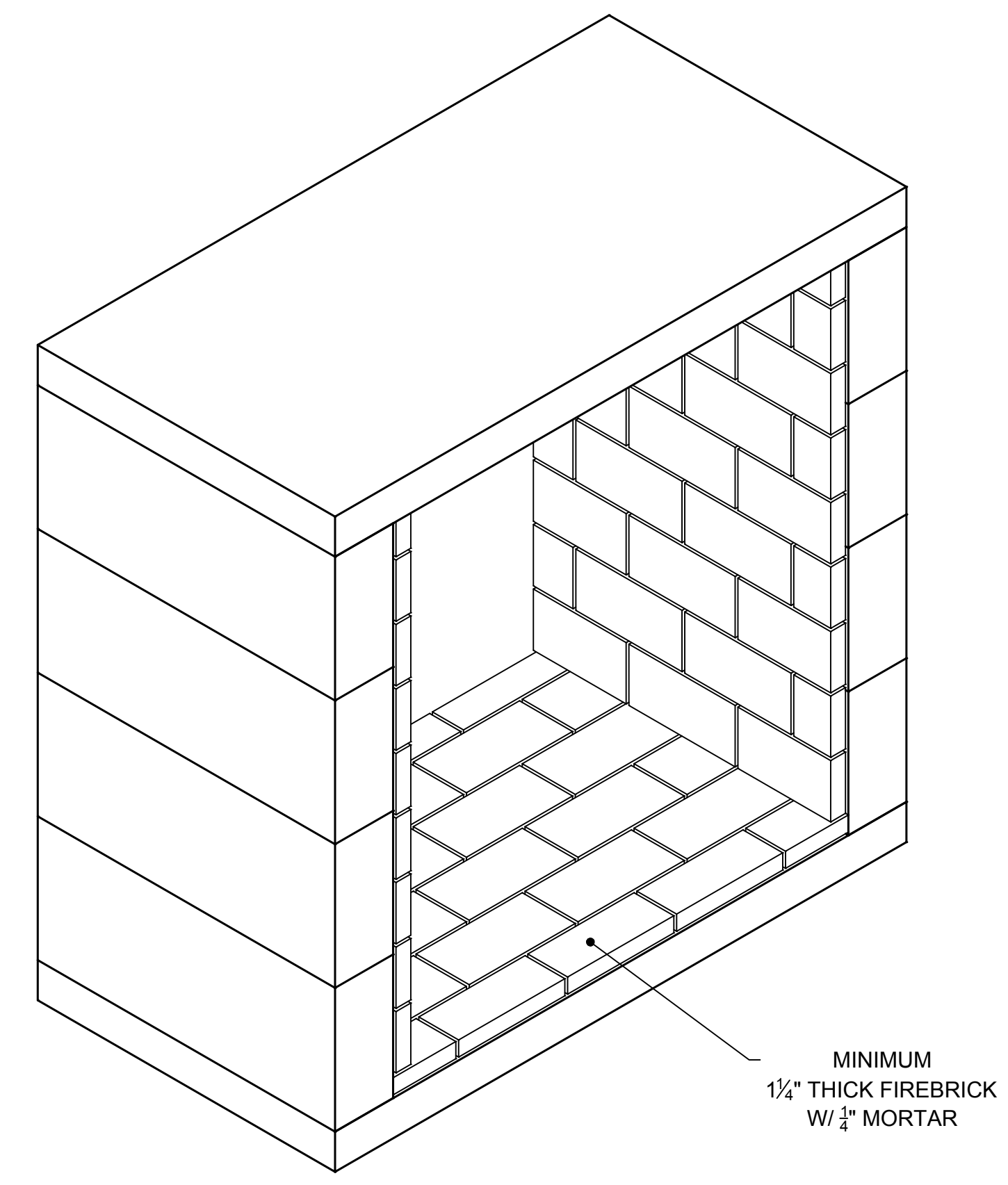


RIGHT SIDE VIEW

COMPONENT LIST		
PART #	DESCRIPTION	QTY.
22	BASEPLATE-42" (STD)	2
25	BACK WALLS (36 STANDARD)	8

- GENERAL NOTES**
- THIS IS A CUSTOM ISOKERN FIREPLACE AND CARRIES NO LISTING, UL OR OTHERWISE.
 - DRAWINGS ARE FOR DESIGN PURPOSES ONLY AND ARE THE SOLE PROPERTY OF EARTHCORE INDUSTRIES. ANY REPRODUCTION OR UNAUTHORIZED USE IS STRICTLY PROHIBITED.
 - EARTHCORE/ ISOKERN OR ANY DIVISION THEREOF SHALL NOT BE HELD LIABLE FOR ANY INCIDENTAL OR CONSEQUENTIAL DAMAGES OR EXPENSES ARISING OUT OF THE USE OF THE FIREPLACES OR CHIMNEY SYSTEMS.
 - ALWAYS CHECK LOCAL BUILDING CODES GOVERNING FIREPLACES AND FIREPLACE INSTALLATIONS.
 - DO NOT BUILD A FIRE IN THIS ENCLOSURE.
 - THE VENT-FREE FIREBOX MAY BE INSTALLED AT "ZERO CLEARANCE" TO PLYWOOD SHEATHING AND TO UN-INSULATED WOOD FRAMING MEMBERS AT THE UNIT BOTTOM, SIDES, REAR AND TOP WHEN USED FOR ENCLOSING ANY LISTED UNVENTED GAS-FIRED LOG SET WITH MAXIMUM HEAT INPUT RATINGS UP TO 40,000 BTU/HR.
 - WHEN A VENT-FREE FIREBOX IS TO BE INSTALLED ON CARPETING, TILE, OR ANY COMBUSTIBLE MATERIAL OTHER THAN WOOD FLOORING OR CONCRETE, THE VENT-FREE FIREBOX SHALL THEN BE INSTALLED ON A METAL OR WOOD PANEL EXTENDING THE FULL WIDTH AND DEPTH OF THE VENT-FREE FIREBOX.
 - AT THE FRONT OF THE FIREBOX, ALL COMBUSTIBLE TRIM MUST BE KEPT A MINIMUM OF 12" FROM THE TOP, AND 8" FROM THE SIDES OF THE FIREBOX OPENING.
 - KEEP ALL INSULATION MATERIAL TO A MINIMUM OF THREE INCHES (3") AWAY FROM THE OUTSIDE SURFACES OF THE VENT-FREE FIREBOX.
 - THESE MODELS CANNOT BE INSTALLED IN A BEDROOM UNLESS MAXIMUM BTU RATING OF INSTALLED VENT-FREE LOG SET IS LESS THAN 10,000 BTU/HR.

ISOMETRIC VIEW (N.T.S)



	UNLESS OTHERWISE STATED, ALL DIMENSIONS ARE IN MILLIMETERS		PROJECT: 36" VENT FREE-SEE THRU-TALL	
	THIRD ANGLE PROJECTION	DESCRIPTION: FIREPLACE CONSTRUCTION DOCUMENT		
MATERIAL: E.C. PLUMICE MIXTURE	DATE: 6/6/2018	SCALE: 1-1/2"=1'-0"	DRAWING #: 81042ST-B	REV:
DRAWN: K.B.H.	DATE:	APPROVED:	DATE:	
6899 Philips Industrial Blvd. Jacksonville, FL 32256			DO NOT SCALE	SHEET # 1 OF 1