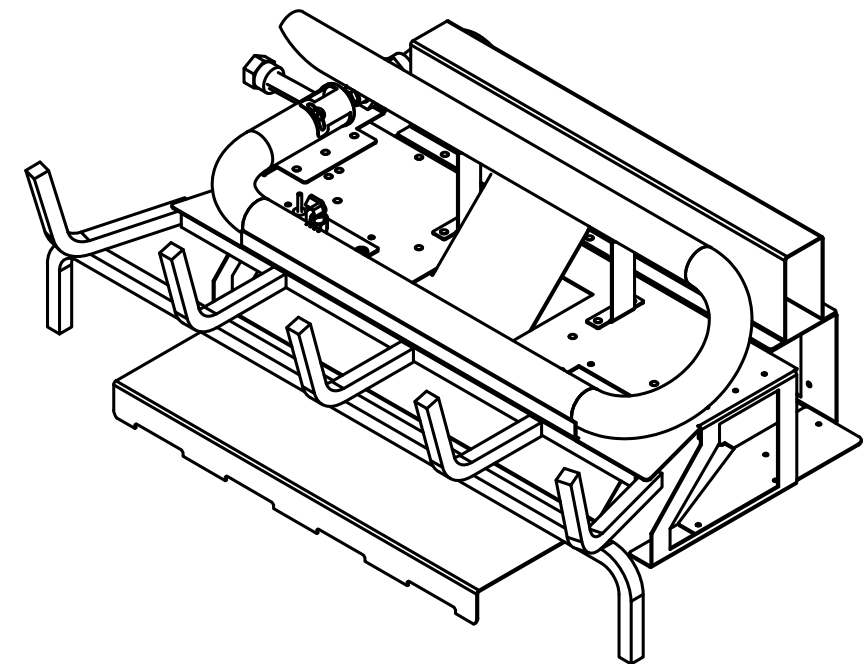
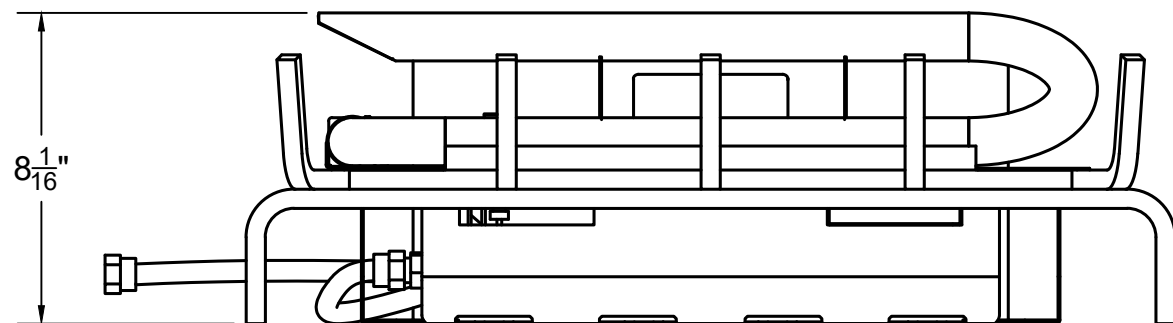


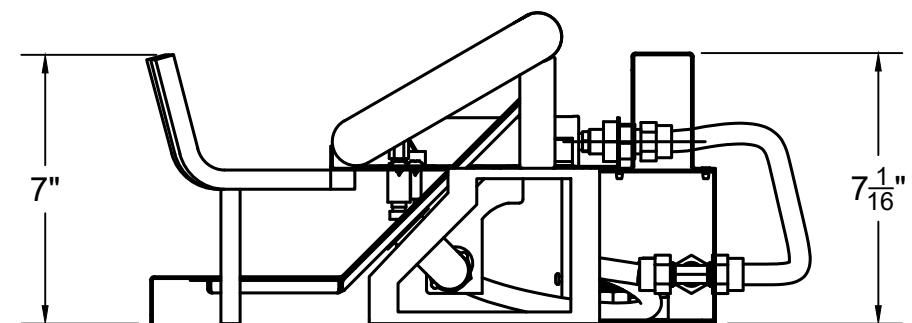
TOP VIEW



ISOMETRIC VIEW
SCALE: N.T.S



FRONT VIEW



RIGHT SIDE VIEW

GENERAL NOTES:

1. THE ISOFLAMES STADIUM BURNERS ARE TESTED/ LISTED TO Z21.60 (PFS REPORT NO. F21-725).
2. THE ISF24SB-SN BURNER IS DESIGNED ONLY FOR USAGE WITH NATURAL GAS AND MUST ONLY BE INSTALLED WITH THE E-VKN GAS VALVE SYSTEM. THIS VALVE SYSTEM COMES IN A 12" x 12" x 4" NEMA 1 ENCLOSURE AND MUST BE INSTALLED WITHIN 7' OF FIREPLACE. VALVE SYSTEM REQUIRES 120 VAC.
3. GAS TYPE IS AS INDICATED ON RATING PLATE. DO NOT USE NATURAL GAS BURNER WITH PROPANE, OR A PROPANE BURNER WITH NATURAL GAS. APPLIANCE IS NOT FIELD CONVERTIBLE FOR USE WITH OTHER GASES.
4. DRAWINGS ARE FOR DESIGN PURPOSES ONLY AND ARE THE SOLE PROPERTY OF EARTHCORE INDUSTRIES. ANY REPRODUCTION OR UNAUTHORIZED USE IS STRICTLY PROHIBITED. EARTHCORE/ ISOKERN OR ANY DIVISION THEREOF SHALL NOT BE HELD LIABLE FOR ANY INCIDENTAL OR CONSEQUENTIAL DAMAGES OR EXPENSES ARISING OUT OF THE USE OF THEIR BURNERS, FIREPLACES OR CHIMNEY SYSTEMS.

ISOFLAMES STADIUM BURNER (NG): LISTED ANSI Z21.60										
PART NUMBER	BTU		PRESSURE: W.C.			MIN FIREPLACE DIMS (in)				
	MAX	MIN	INLET MAX	INLET MIN	MANIFOLD	DEPTH	HEIGHT	REAR WIDTH	FRONT WIDTH	CHIMNEY OPENING SQ. IN
ISF24SB-SN	62K	44K	10.5	5	3.6 - 1.6	18	20	25	34	39
<div>earthcore® INDUSTRIES, L.L.C. 6899 Phillips Industrial Blvd. Jacksonville, Fl. 32256</div>		UNLESS OTHERWISE STATED, ALL DIMENSIONS ARE IN INCHES			PROJECT: ISOFLAMES 24" STADIUM BURNER (NG)					
		UNSPECIFIED TOLERANCES		THIRD ANGLE PROJECTION	DESCRIPTION: OVERALL DIMENSIONS/ SPECIFICATION					
		ANG.	.X	±		MATERIAL: VARIES				
		LIN.	.X	±		DRAWN: K.B.H				
			.XX	±		DATE: 5/1/2025				
			.XXX	±		DATE:				
		SIZE:	SCALE:		DRAWING #:		REV:			
		A	1:10		ISF24SB-SN-SPEC					
		DO NOT SCALE		SHEET #		1	OF		1	